














St Mary's RC Primary School

St Mary's RC Church

Tiviot Dale Meth Church

Connection to Stockport to Romiley MCF Scheme

Connection to Stockport to Edgeley MCF Scheme

-  Proposed On-Carriageway Cycle Route
-  Proposed Walking and Cycling Route
-  Proposed Connection to Existing Cycle Route
-  Existing Cycle Route
-  Proposed Signal Controlled Junction
-  Proposed Parking Bays
-  Existing Pedestrian and Cycle Crossing
-  Proposed Closure to Vehicles:
Mon - Thurs And Sun 10:30am - Midnight, Fri - Sat 7:00am - Midnight
-  Proposed Full-Time Closure to Vehicles
-  Proposed Closure to Vehicles:
Mon-Sun 10:30am - Midnight
-  Existing Closure to Vehicles:
Mon-Sun 10:30am - 4:00pm

