



**Notes – General:**

- 1) All dimensions are stated in metres unless stated otherwise.
- 2) Risk of underground services - (locations indicative only). Contractor to verify on site prior to excavation
- 3) Engineer to mark up on site post locations







**Notes - 1200 Series - Traffic Signs:**

- 1) **All sign post locations and sign face orientations are to be agreed on site by an engineer.**
- 2) Sign installation details as per SMBC Standard Detail STP/H/27.
- 3) Proposed posts to be galvanised 76.1mm diameter, unless otherwise stated
- 4) Proposed Gateway sign posts to be 3.7m height unless otherwise stated.
- 5) Signs to be mounted at 2.3 metre height
- 6) This drawing is to be read in conjunction with 1196/01/SE/003 & 1196/01/SE/005

**Key - General:**

-  Existing sign and/or post to be removed
-  Existing Road Markings

**Key - Series 1200 - Traffic Signs:**

-  **TS-03** Proposed back to back Diag.674 & 675 signs
-   Type A 2 no.
-   Type B 2 no.
-  New 76.1mm diameter galvanised post. 2 no.

Note: Totals are for each sheet.

Rev.	Drawn	Checked	Date	Revision Details

AMENDMENTS



MARK CLYNN  
DIRECTOR OF PLACE MANAGEMENT

Job Title  
**Sundial Rd Estate, Offerton  
20mph Speed Limit Zone**

Drawing Title  
**Proposed Gateway Sign  
Location - Layout 8**

Drawn	Engineer	Checked	Approved
GK	GK	CP	SL
Date 09.04.26	Date 09.04.26	Date 30.04.26	Date 30.04.26
Size A2	Scale 1:250	Revision A	
Drawing No. 1196 / 01 / SE / 003.8			

