




Notes – General:

- 1) All dimensions are stated in metres unless stated otherwise
- 2) Engineer to mark up on site post locations
- 3) Risk of underground services - (Locations indicative only) - Contractor to verify on site before excavation








Notes - 1200 Series - Traffic Signs:

- 1) All sign post locations and sign face orientations are to be agreed on site by an engineer.
- 2) Sign installation details as per SMBC Standard Detail STP/H/27.
- 3) Proposed posts to be galvanised 76.1mm diameter, unless otherwise stated.
- 4) Proposed Gateway signs to be 3.7m height unless otherwise stated.
- 5) Signs to be mounted at 2.3m height
- 6) This drawing is to be read in conjunction with Drawing No.s 1196/02/EPE/ 002 & 1196/02/EPE/004

Key - General:

-  Disconnect & Remove existing internally lit speed limit sign to store
-  Existing Road Markings
-  Existing post / sign


Key - Series 1200 - Traffic Signs:

-  **TS-04** Proposed back to back Diag.674 & 675 signs
-   Type C 2 no.
-   Type B 1 no.
-  New 76.1mm diameter galvanised post. 1 no.
-  New 76.1mm diameter galvanised wide based post. 1 no.

Note: Totals are for each sheet.

Rev.	Drawn	Checked	Date	Revision Details

AMENDMENTS



MARK GLYNN
DIRECTOR OF PLACE MANAGEMENT
Job Title

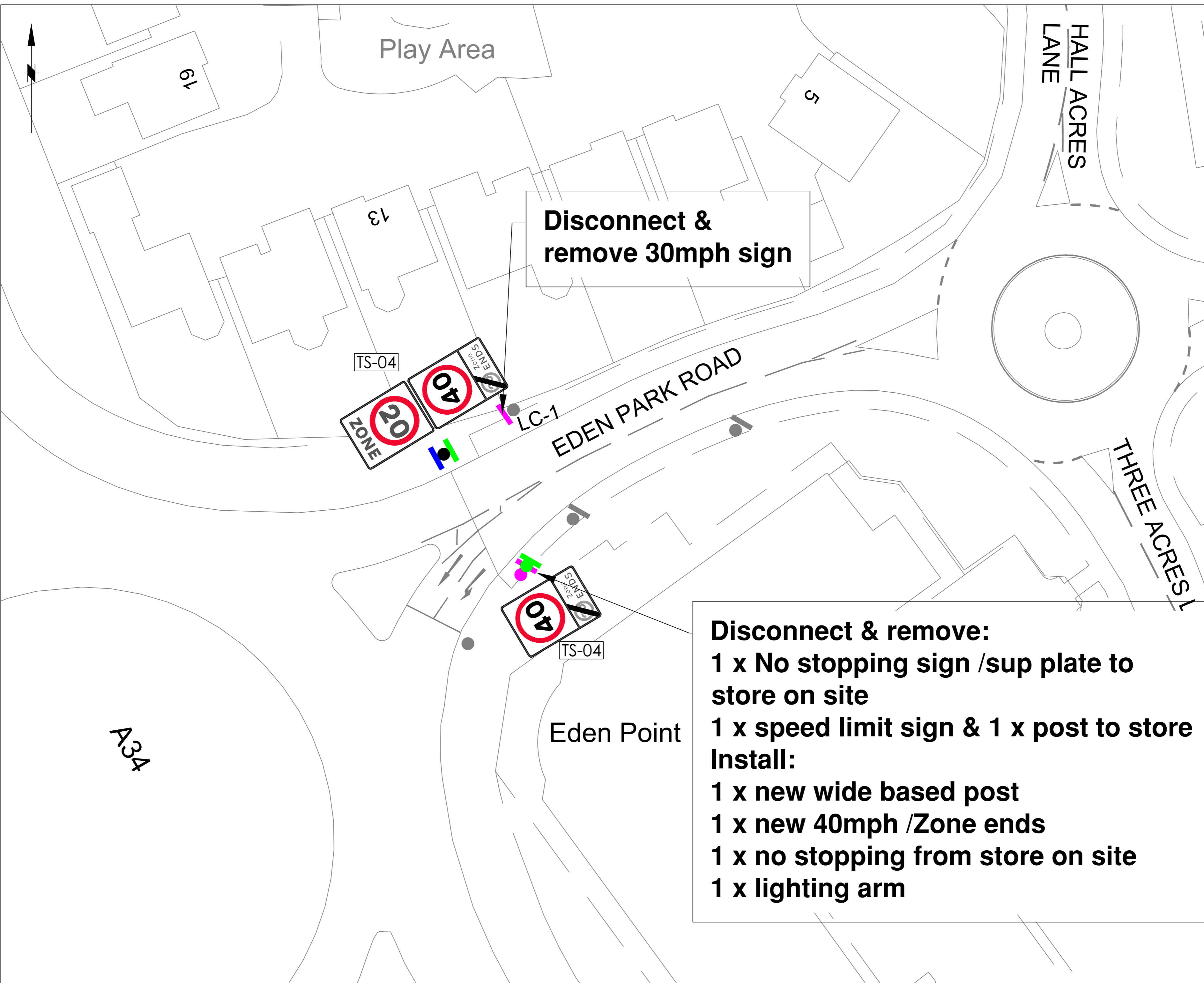
**Eden Park Est, Cheadle Hulme
20mph Speed Limit Zone**

Drawing Title

**Proposed Gateway Sign
Location - Layout 3**

Drawn	Engineer	Checked	Approved
Date	Date	Date	Date
GK	GK	CP	SL
30.04.26	30.04.26	30.04.26	30.04.26
Size	Scale		
A2	1:250		

Drawing No. 1196 / 02 / EPE / 002.3 Revision



Disconnect & remove 30mph sign

Disconnect & remove:
1 x No stopping sign /sup plate to store on site
1 x speed limit sign & 1 x post to store
Install:
1 x new wide based post
1 x new 40mph /Zone ends
1 x no stopping from store on site
1 x lighting arm

Play Area

HALL ACRES LANE

THREE ACRES LANE

EDEN PARK ROAD

Eden Point

A34

TS-04

TS-04

LC-1

61

5

13